




Key Learning

Directed Activities

Literacy and Phonics

Key Texts



Key Songs / Rhymes:

Humpty dumpty, Ring a ring a roses, London Bridge is falling down, 10 green bottles

London

Suitcase

Sandwich

Marmalade

Picnic

Blend

Segment

Children in Nursery will be learning to:




- Recognise their name.
- Write some of their name.
- Begin using a comfortable pencil grip.
- Developing their communication.
- Use one handed tools and equipment.
- Engage in conversations about stories, learning new vocabulary.
- Talk about familiar texts, recalling much of what happens.
- Understand questions with two parts.
- Understand that print has meaning.
- Orally blend sounds into words.
- Use some of their print and letter knowledge in their early writing. For example: writing a pretend shopping list that starts at the top of the page; writing 'm' for mummy.

Nursery will continue to explore, Supersonic Phonic Friends- Firm Foundations One. During Summer One, we will look at Aspect 7, Oral blending and segmenting. We will continue to explore previous Aspects as well. Nursery will have daily opportunities to practice name recognition and name writing. The children will take part in daily gross and fine motor activities, the children will participate in dough disco each morning.

This half term, our topic is *London's Calling* and our key text is *Paddington at the Palace*. Before reading the story, the children will explore the front cover and blurb, making observations and predictions about what the story might be about. The children will draw Paddington at the Palace and describe his appearance. They will also think about what Paddington might have in his suitcase, drawing these items and identifying their initial sounds. As the children become more familiar with the story, they will sequence pictures and begin to retell the story in their own words. We will also be taking part in Drawing Club sessions based on *Paddington Bear* stories to support the children's story-telling, vocabulary and imagination. To finish the topic, we will explore Paddington's favourite food—marmalade sandwiches. The children will follow instructions to make their own sandwiches for a picnic with Paddington, and then sequence pictures to create their own simple set of instructions.

Maths

Storytime Maths Books



In

Under

Behind

Next to

Up

Down

More

Same

pattern

Children in Nursery will be:

- To use positional language (e.g. *in*, *under*, *behind*, *next to*) to describe where objects are.
- To follow and give simple directions using movement language (e.g. *over*, *through*, *along*).
- To talk about their environment and understand how they fit into their local area and the wider world.
- To count small groups of objects using one-to-one correspondence.
- To select a given number of objects from a larger group.
- To understand that the last number counted represents the total (cardinality).
- To check their counting by recounting objects.
- To recognise, copy, and continue simple repeating patterns.
- To begin to notice how patterns grow and change.
- To use everyday mathematical language to explain their thinking.

This half term, children will develop their early maths skills through play, stories, and practical activities, with a strong focus on spatial awareness, number and patterns. They will begin by exploring positional language, learning to describe where objects are using words such as *in*, *under*, *behind*, and *next to* through games, stories, and movement activities. Children will also develop their understanding of direction and movement, using language such as *over*, *through*, and *along* as they describe journeys and actions.

As the term continues, children will explore how they fit into their environment, learning about their home, local area, and the wider world. They will then focus on early number skills, practising counting small groups of objects using one-to-one correspondence and learning to select a specific number from a larger group. Children will begin to understand that the last number counted tells us how many there are altogether.

Finally, children will explore simple repeating and growing patterns through stories and practical activities. They will learn to spot patterns, continue them, and talk about what comes next. Across all areas, children will be encouraged to use mathematical language to describe what they see and do, helping to build strong foundations for future learning.

Understanding the World

Materials	<p>Children in Nursery will be learning to:</p> <ul style="list-style-type: none"> Explore collections of materials with similar and/or different properties. Talk about the differences between materials and changes they notice. Make imaginative and complex 'small worlds' with blocks and construction kits, such as a city with different buildings. Talk about what they see, using new vocabulary heard in discussions and texts (fiction and non-fiction). 	<p>Our Scientific focus will be materials- What is it made of? The children will explore Paddington's suitcase, which contains a range of objects made from different materials such as plastic, metal, paper, glass, rock and wood. They will identify what each object is made from and match key vocabulary to the items. The children will also explore both the indoor and outdoor environments, identifying objects and the materials they are made from. We will link our learning to Paddington's love of food by watching clips of him cooking and exploring how materials can change. For example, the children will observe chocolate melting as we make cakes or chocolate-covered biscuits. To explore evaporation, we will watch Paddington having tea and demonstrate how to make a cup of tea, including boiling the kettle. The children will observe the steam and learn that when water gets very hot, it changes into a gas.</p> <p>Our Geographical focus this half term is a tour of London. We will begin by recapping what it is like in Summerseat, learning that it is a village. The children will be introduced to the terms village, town and city, and will learn that London is the capital city of England, where we live. We will take a virtual sightseeing tour of London with Paddington, exploring key landmarks and buildings. The children will look at aerial views of London and compare them to Summerseat, discussing what they notice. We will read a range of books to broaden their vocabulary about London and its sights, and explore simple maps of London, using positional language to describe locations.</p>
Plastic		
Paper		
Glass		
Country		
Building		

Expressive Art and Design

Collage	<p>Children in Nursery will be learning to:</p> <ul style="list-style-type: none"> Explore different materials freely, to develop their ideas about how to use them and what to make. Join different materials and explore different textures. Create closed shapes with continuous lines and begin to use these shapes to represent objects. 	<p>This half term, children will explore art through the theme of faces and sculpture, inspired by the work of Giuseppe Arcimboldo. They will begin by creating 2D collage faces using fruit and vegetables, learning about healthy food choices, and then design their own "unhealthy" versions to compare. Children will then build on this by creating 3D faces using real fruits and vegetables, exploring how objects can be combined to make a whole.</p> <p>They will also experiment with clay, learning key techniques such as rolling, cutting, moulding, and carving, before using these skills to create a Paddington paw print decoration inspired by Paddington Bear. Alongside this, children will explore materials through play, comparing plasticine and playdough to develop their understanding of different textures and how materials can be shaped and changed.</p>
2D		
3D		
Rolling		
Cutting		
clay		

Prime Areas

The Prime Areas underpin all learning in Early Years and are covered consistently.

The following are the particular focus for this half term, but others from the, 'Class Steps in Learning' will also be covered naturally.

Communication and Language	Physical Development	Personal, Social & Emotional Development
<p>Enjoy listening to longer stories and can remember much of what happens.</p> <p>Understand 'why' questions, like: "Why do you think the caterpillar got so fat?"</p> <p>Be able to express a point of view and to debate when they disagree with an adult or a friend, using words as well as actions.</p> <p>Use talk to organise themselves and their play: "Let's go on a bus... you sit there... I'll be the driver."</p>	<p>Start taking part in some group activities which they make up for themselves, or in teams.</p> <p>Choose the right resources to carry out their own plan. For example, choosing a spade to enlarge a small hole they dug with a trowel.</p> <p>Collaborate with others to manage large items, such as moving a long plank safely, carrying large hollow blocks.</p> <p>Use one-handed tools and equipment, for example, making snips in paper with scissors.</p> <p>Use a comfortable grip with good control when holding pens and pencils.</p>	<p>Select and use activities and resources, with help when needed. This helps them to achieve a goal they have chosen, or one which is suggested to them.</p> <p>Find solutions to conflicts and rivalries. For example, accepting that not everyone can be Spider-Man in the game, and suggesting other ideas.</p> <p>Remember rules without needing an adult to remind them.</p> <p>Develop appropriate ways of being assertive. Talk with others to solve conflicts.</p>